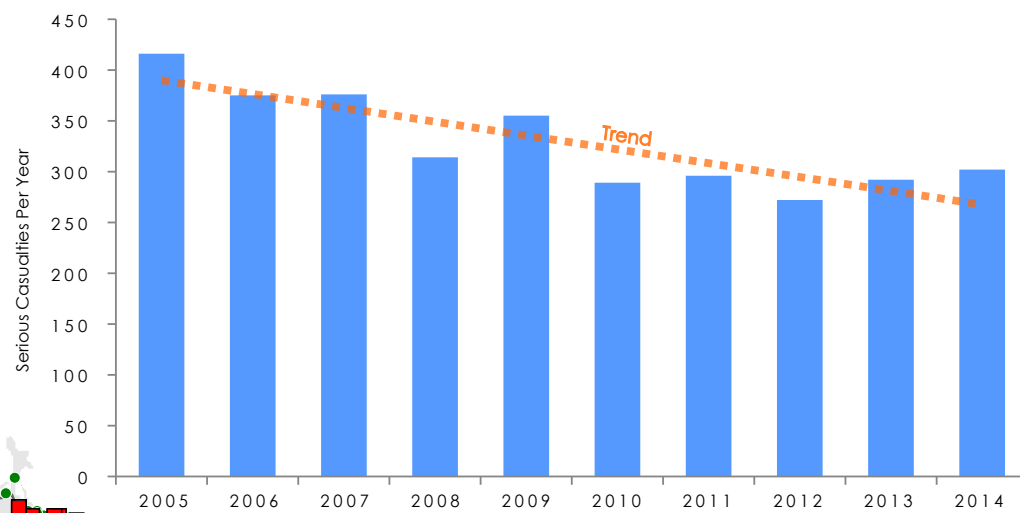


ROAD SAFETY ADVISORY COUNCIL TOWARDS ZERO

COMMUNITY CONSULTATION


STATEWIDE STATISTICS 2005-2014

- 24,145 casualties (Fatal, Serious, Minor, First Aid) in the 10 year period 2005-2014.
- Of these, 3,287 (14%) involved a serious casualty - serious injury or fatality.
- The overall trend is downwards (orange line) but there has been a plateauing and slight increase from approximately 2011 onwards.

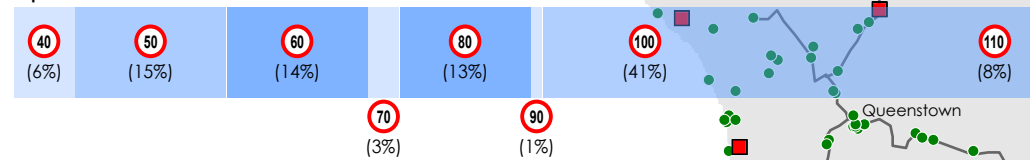


The composition of serious casualties by various categories, for the period 2005-2014, is shown below.


Age Profile




Speed Zone



Road User Type



Gender

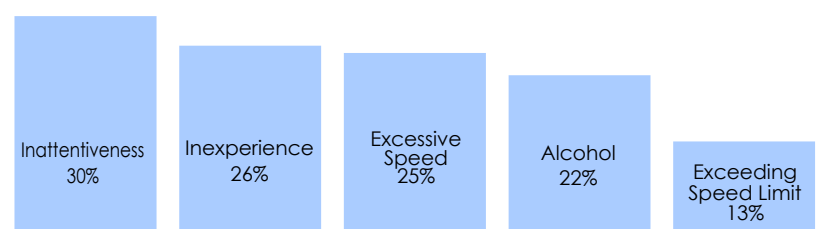


Crash Type



*13% Includes: Same Direction; Overtaking; On Road & Passenger

Crash Causes



Note: Crashes typically have more than one crash cause attributed to them. As a result percentages do not total to 100%

Serious Casualties 2005-2014

Fatality ■
Serious Injury ●